




DELHI PUBLIC SCHOOL BULANDSHAHR
CAMBRIDGE INTERNATIONAL EDUCATION



LEARNING AT HOME IN
SUMMER HOLIDAYS
CLASS 4 (2024-25)

SUMMER

- READ BOOKS IN ENGLISH - Visit various bookshops and libraries and select books of your level. Read them well. Books are your best friends. List out the books you have read on an A4-size ruled sheet.
- IMPROVE YOUR WRITING- Write one page of English and one page of Hindi every alternate day, in a separate notebook and when you are back to school after the holidays, your handwriting will be the envy of your classmates!
- WALK TOGETHER—Go for walks with the family. You will realize you have two of God's Greatest gifts. NATURE and your FAMILY. Do not forget to thank GOD for these gifts.
- CULTIVATE MANNERS –Respect your parents, grandparents, and all elders. Remember the 4 magical words: PLEASE, THANK YOU, SORRY AND EXCUSE ME. Make these a part of your personality. 'A little more courtesy goes a long way.'



HOLIDAYS HOLIDAYS HOLIDAYS!!!!

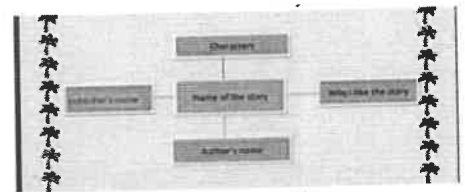
*Holidays are the best time of the year,
 a Time to shout, clap and cheer,
 Jump about, and have lots of fun,
 Enjoy treats in tons and tons,
 Plan a trip, go out and explore,
 Be it mountains, on the seashore, Playing
 or cycling whatever you do,
 Museums and mountains can be visited too, Try
 cool recipes with your grandma too,
 Experiments and projects to be done by you,
 Be helpful and nice to all each day,
 You are a DIPSITE – A winner all the way.*

Dear Students,

The long-awaited summer vacation is here, bringing with it the gift of togetherness that is spent exploring books, watching informative programs, and playing games. Spend your time creatively by doing these interesting activities we have put together for you.



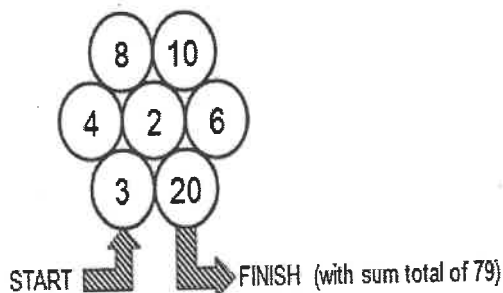
1. Practice one-page handwriting daily.
2. Learn all work done in the notebook.
3. Read English newspapers and textbooks daily, identify the difficult words, and try to know their meaning from the dictionary.
4. Read any story of your choice and prepare a story map of it. (Use Mount Road and ice cream stick as shown in the reference image given below.)



MATHEMATICS

1. Learn Tables from 2 to 20
2. Practice all the exercises (units 1 to 4)
3. Puzzle one

In the following Maths challenge, you travel from 'START' to 'FINISH' in no specific order or direction from one adjacent circle to another, keeping the accumulating total always equal to another 'Prime' number. Values in adjacent circles can be used more than once but 'ping-ponging' between circles (i.e., returning immediately to the circle that you have just left) is not allowed. The following challenge is to finish with a total of 79 (a Prime number).



Sum Totals = 3 _ _ _ _ _ 79

SCIENCE

- Create a 3D model of the life cycle of the plant (Roll no. 1 to 3)
- Make a 3D model of the life cycle of a butterfly (Roll no. 4 to 6)
- Create a 3D model of the digestive system (Roll no. 7-9)
- Make a particle model of solid, liquid, and gas (Roll no. 10-12)
- Create a poster of herbivores, carnivores and omnivores (Roll no. 13-15)
- Rollno.16 will make a model of aquatic habitat.
- Rollno.17 will make a model of desert habitat.
- Rollno.18 will make a model of grassland habitat.



GLOBAL PERSPECTIVE

1. Create a model of fire fire-resistant house or flood-proof house and prepare a presentation on it.

HINDI

- (1) अपना नाम लिखकर अंतिम वर्ण से शुरू करते हुए 20 संज्ञा शब्दों की शब्द सीढ़ी तैयार कीजिए।
- (2) गेंद से खेले जाने वाले किन्हीं 10 खेलों के नाम लिखकर अपने किसी एक मनपसंद खेल के नियम लिखिए।

ART & CRAFT

1. Prepare a Creative card – (Greeting card, Birthday Card)

COMPUTER

1. Make a chart/model based on “Computer Memory”.
2. Editing work: Type your class timetable in a table in MS Word software and then change the formatting like size, color, text style, etc.

JAPANESE

1. Write about your favourite Animation character in English.
2. Make a family tree in Japanese with pictures of your family members.
3. Write about Tokyou Tawa with pictures.

FRENCH

1. Write French words for each letter.
2. Write ten French words for the objects found in a classroom.

GERMAN

1. Make a beautiful Collage of four (4) Greetings – "Guten Morgen, Guten Tag, Guten
2. Abend and Gute Nacht" on A-4 size sheet
3. Learn the Song <https://youtu.be/WQrHkXCMTeA>

URDU

1. Do the writing of one page from each chapter (Lesson no. 1-27) in the separate notebook.



Camb. Coordinator

Mexico