



DELHI PUBLIC SCHOOL BULANDSHAHR  
CAMBRIDGE INTERNATIONAL EDUCATION



LEARNING AT HOME IN  
SUMMER HOLIDAYS  
CLASS 1 ( 2024-25 )

SUMMER

## By involving your child in the following skill based activities help your child to be independent

### SOCIAL AND EMOTIONAL SKILLS

Good manners and Good habits are lifelong assets and they should be practiced until they become habit.

- Conversing freely and confidently with visitors and relatives.
- Greeting someone with a smile.
- Serving water and food to guests and family members.
- Answering the phone calls saying 'hello', and asking who is calling?
- Speaking politely.
- Sharing with friends.
- Taking turns.
- Using magical words like -I'm sorry, Please, Excuse me, Thank you, May I, Welcome.
- Let your child express his/her views freely but guide them how to express.

### LINGUISTIC AND READING SKILLS

- Read a story at least twice a week. Discuss about its pictures, characters and moral related to the story.
- Commuting to different places with family is the best time to be spent together. Utilize this time fruitfully by discussing the things, your child visualises from the surroundings instead of engaging yourself or your child on electronic gadgets.

### Help them converse small sentences like:

- *Mummy, can I help you in the kitchen?*
- *Mummy, can I lay the table today?*
- *Mummy, should I help you wash the dishes today?*
- *Papa, can I help you wash the car?*
- *Grandpa, should I come with you for a walk?*
- *Grandma, should I help you put the thread in the needle?*
- *Mummy, can I get you a glass of water?*
- *Mummy, may I take some more Ice-cream from the fridge?*
- *Papa, please teach me how to ride a bicycle.*
- *Mummy, can I help you wash and soak the rice?*
- *Didi, can you help me find my English note book?*

*Wishing people properly - Hello Uncle / Aunty how are you? Wishing parents and elders Good Morning, Good Afternoon, Good Evening and Good Night. If we, as teachers and parents make a sincere effort and pay attention to the above mentioned points, we can help our children to learn, to understand and speak English at an early stage*

### WRITING SKILLS

Help your ward practice one page handwriting in English, Hindi. Use rough notebooks.

### TECHNICAL SKILLS

- Help your ward to operate computer and also create awareness about different parts of computer and its uses.
- Holding of mouse. Clicking of left and right mouse button.
- Give them awareness of different gadgets.

### AESTHETIC SKILLS

- Help your ward to follow the correct colouring strokes and creating imaginary drawings.
- Enhance his/her creativity by encouraging them to create something unique out of waste.

### SCIENTIFIC SKILLS

- Synthesize your child's knowledge by giving a scientific reason for the experiment done.
- Conduct any one simple experiment together. Make a video and share it with the class teacher.

### LOGICAL REASONING & ANALYTICAL SKILLS

- Do not curb the curiosity of your child, give reasons for every query asked.
- Enhance your child's mental ability by giving them puzzles, sudoko's etc. from newspaper and magazines.

### Help your child to take care of 'Personal Hygiene' by training them in the following:-

- Brushing teeth twice daily.
- Combing hair regularly.
- Bathing every day.
- Washing hands before and after meals.
- Trimming the nails and keeping them clean.
- Covering his or her nose and mouth when he/she coughs or sneezes.
- Avoid licking his/her finger while eating food.
- Avoid eating uncovered food.
- Avoid sharing towel, handkerchief, and brush with other people.
- Keeping his/her hair lice free.
- Avoid touching his/her eyes, nose, mouth, ears with dirty hands. Visit your Doctor regularly.

*We seek your support to keep a supervisory eye, motivate, guide and encourage your child in bringing out latent talent, therefore spend quality time with your child. Kindly help and guide your child in completing their work and also exploring their creative self.*

## Maths :

### • Activity-


Find any 5 empty packets/wrappers available in your home . Cut a small piece of it with it's name and paste one below the other on the left side of the notebook. On the right side, fill up the required information in the given format, in the same order as you have pasted the wrappers.



For example : Name of item	Price up to Rs. 50/-	Number Name
Maggie	Rs. 15.00	Fifteen

Create a colourful picture by combining different shapes on A4 size sheet. The pictures can be a scenery, robot, animal etc.

Sample picture:



## Science :

### • Activity-Be a Happy Helper

Do something every day to make our parents happy like

- Help them in the kitchen.
- Water the plants.
- Keep your things at the proper place.
- Lay the table for meals.

Meet relatives, cousins and friends . Find out their likes and dislikes. Do they have any likes and dislikes that are the same as yours? Circle them using any colour of your choice. Use Science notebook to complete.

## Creativity with little hands :

- Make T.V. watching worthwhile. You may watch the following programmes:
    - Art Attack
    - M.A.D
- Make any piece of art/craft that you have learnt from these.

### Reading is fun.....

Read the story from the given links and fill the book report given below. Cut and Paste the report in your English notebook.

1. <https://www.storyjumper.com/book/read/17459748/The-Real-Story-of-the-Tooth-Fairy>
2. <https://www.storyjumper.com/book/read/80395155/Sally-the-Songbird>
3. <https://www.storyjumper.com/book/read/10213432/THE-THREE-LITTLE-PIGS>
4. <https://www.storyjumper.com/book/read/104852436/THE-RIVER-AND-A-LITTLE-BOY>
5. <https://www.storyjumper.com/book/read/33932/Harold-Hank>

Name the main character of the story

Write any three naming words

Write any three new words you have learnt

Write any one pair of rhyming words

1. \_\_\_\_\_

2. \_\_\_\_\_

3. \_\_\_\_\_

Title: \_\_\_\_\_

Author: \_\_\_\_\_

Find the given words in the word search puzzle given below. Sort each of the 12 words into long vowel sounds and short vowel sounds. Use this video to recall short and long vowel sounds: <https://youtu.be/xTKPXa9y9TM>. Cut and paste in your English note book.

web

s t o n e j u g

skin

i a s i u m x q

bee

n n s e s a o t

mat

d a d u e t n o

box

a m l c d w a y

jug

f h a t b c d p

ice

s e f s g r h o

use

k i j u k u l n

way

i t e m w l i d

dad

n m n b e e o p

name

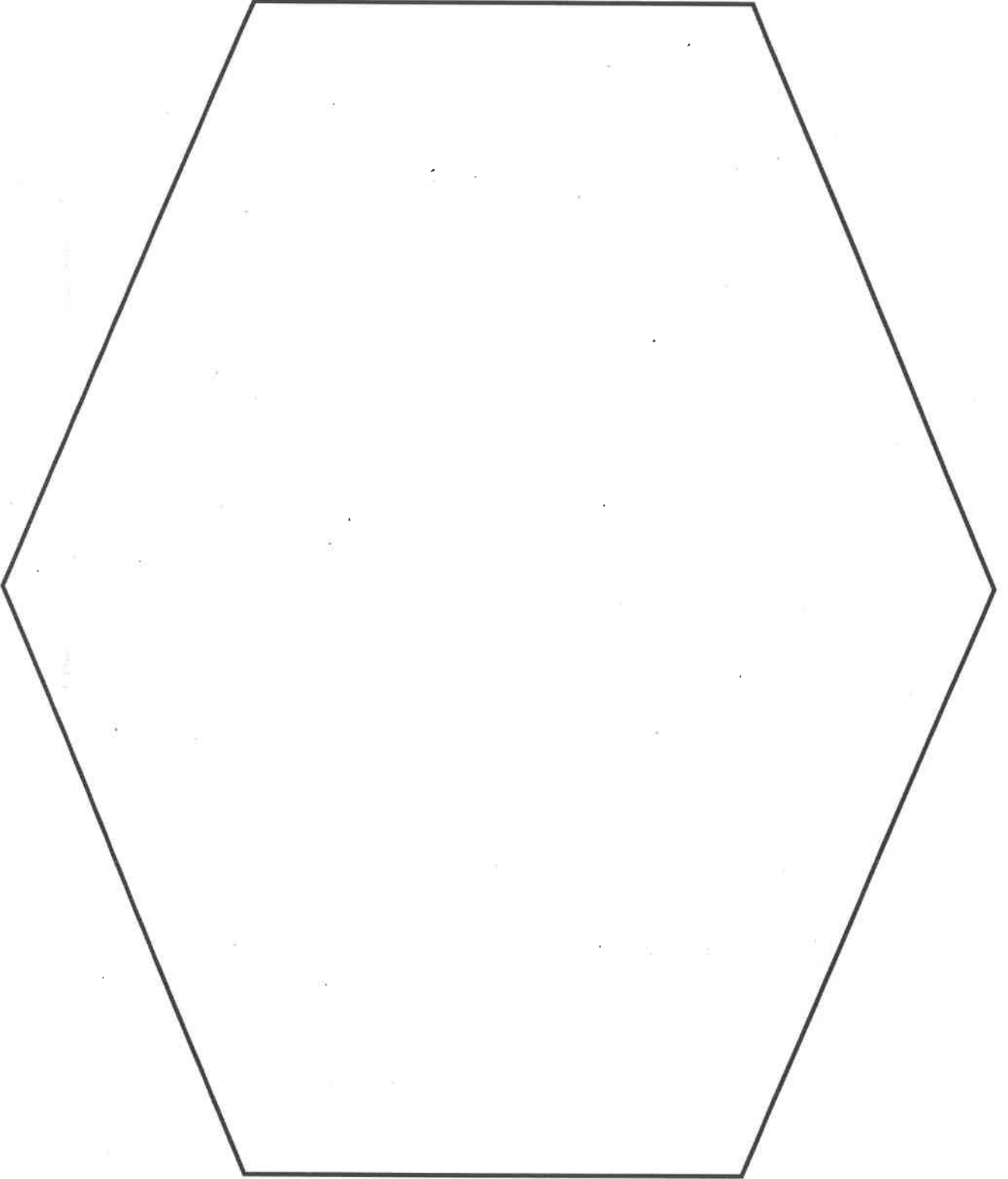
i c e q b o x r

stone


SHORT VOWEL SOUNDS	LONG VOWEL SOUNDS

# खोजबीन

अखबार व पत्रिका से स्वर से शुरु होने वाले शब्द खोजकर उन्हें नीचे दिए गए स्थान में चिपकाएँ। नोटबुक में काम करें।




**Compare & encircle 7 differences in given pictures.**





# Comparing Numbers



Christopher Crocodile is hungry. He always wants to eat the greatest number.

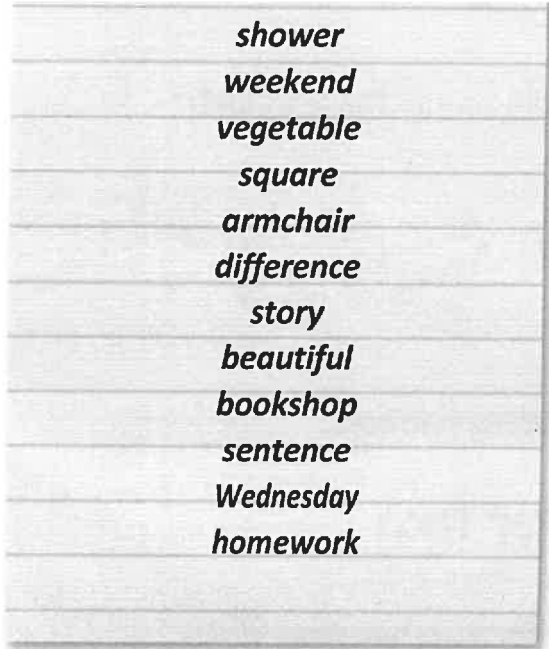


Use these symbols to compare the following numbers.

< is less than      > is greater than

27 ○ 84	45 ○ 78	62 ○ 39
55 ○ 29	72 ○ 92	49 ○ 50
20 ○ 28	43 ○ 90	37 ○ 39
53 ○ 33	72 ○ 44	54 ○ 72
34 ○ 29	63 ○ 80	40 ○ 24

✦ Woody loves words. Look at the words and then write them on the lines. Use your English notebook.



1. Words starting with 's':

\_\_\_\_\_

\_\_\_\_\_

2. Long words (with more than 8 letters):


\_\_\_\_\_

\_\_\_\_\_

3. Words made from 2 words:

\_\_\_\_\_

\_\_\_\_\_



Now check how fast you are!

1. How quickly can you say Woody's 12 words?
2. How quickly can you write Woody's long words in the order of the alphabet (A-Z)?
3. How quickly can you say Woody's four long words?









①

②

③

# Drawing is a vision on paper

Turn these circles into anything you choose!



Have a great



VaCation!

Cambridge  
Coordinator

Herby