





# DELHI PUBLIC SCHOOL BULANDSHAHR







## Holiday Homework

Class - III

Session 2024-2025

Subject	Content																								
English	<p>1. Make a booklet of 10 action words: paste pictures of the action along with the word describing them on colourful A4 sheets. (Roll number 1 to 20)</p> <p>2. Make a word train of 10 Proper Nouns. Every new word should begin with the last letter of the previous word. Ex- ( Mohit.....Tibet..... Tamilnadu.....and so on) on a green or yellow chart. (Roll number 21 onwards)</p> <p>3. Read stories no. 3 - 6 from your story book-Once Upon a Time.( Mandatory for all students)</p>																								
Hindi	<p>1. आकाश में दिखने वाली किन्हीं 10 चीजों के नाम लिखकर उन्हें हिंदी वर्णमाला के क्रम के अनुसार लिखिए। (Roll number 1 to 12)</p> <p>2. अपनी दादी या नानी से सुनी रोचक कहानी को अपने शब्दों में लिखिए। कहानी में आए मनपसंद पात्र का चित्र बनाइए। (Roll number 13 to 24)</p> <p>3. आपका मनपसंद व्यंजन क्या है? उसे बनाने की विधि अपने शब्दों में लिखिए। इस व्यंजन को बनाने में किन-किन सामग्रियों का प्रयोग किया गया, उनकी सूची बनाइए। (Roll number 25 onwards)</p> <p>4. सुनो कहानी पुस्तक में से अधूरी पढ़ाई और पहले आए, पहले खाए कहानी पढ़ें। ( Mandatory for all students)</p>																								
Maths	<p>1. Make a clock with Roman numerals using matchsticks on a cardboard sheet. (Roll number 1 to 20)</p> <p>2. Make a collage using different geometrical shapes on an A4 sheet. (Roll number 21 onwards)</p> <p>3. Write the birth years of your any 5 family members on A4 sheet. ( Mandatory for all students)</p> <p>a) Write their expanded forms in any one way.</p> <p>b) Arrange them in ascending order.</p>																								
Science	<p>1. Insect observation under magnifying glass.. (Roll number 1 to 20)</p> <div style="text-align: right;"></div> <table border="1" style="width: 100%; border-collapse: collapse;"> <thead> <tr> <th>Sr.no.</th> <th>Name of the insect</th> <th>Colour of the insect</th> <th>Number of legs</th> <th>Number of wings</th> <th>Number of eyes</th> </tr> </thead> <tbody> <tr> <td>1</td> <td></td> <td></td> <td></td> <td></td> <td></td> </tr> <tr> <td>2</td> <td></td> <td></td> <td></td> <td></td> <td></td> </tr> <tr> <td>3</td> <td></td> <td></td> <td></td> <td></td> <td></td> </tr> </tbody> </table> <div style="text-align: right;"></div> <p>2. Sow a seed, observe and fill the table. (Roll number 21 onwards)</p>	Sr.no.	Name of the insect	Colour of the insect	Number of legs	Number of wings	Number of eyes	1						2						3					
Sr.no.	Name of the insect	Colour of the insect	Number of legs	Number of wings	Number of eyes																				
1																									
2																									
3																									

	Name of the seed	
	In how many days sapling appeared 	
	Paste the roots of the germinated plant 	
	Paste the leaves of the germinated plant	
<p><b>Point to be noted:-</b></p> <p>Write your observation and pasting work in your Science notebook.</p>		
<b>Computer</b>	1. Draw the Windows 7, 10 and 11 logo on a coloured paper. Cut it out and paste it on page number 25 in your book..	
<b>Social Science</b>	1. Make a model on any means of transport using waste material. (Roll number 1 to 20) 2. Make a model on (any one) famous heritage place of Uttar Pradesh. Also search and write a few lines about it on a chart paper. (Roll number 20 onwards)	
		
<b>ART</b>	Make a doodle art in a sketch file (Image is shown for your reference)	
		

*Molli*  
Coordinator

*Prerna Singh*  
Headmistress

*[Signature]*  
Principal