


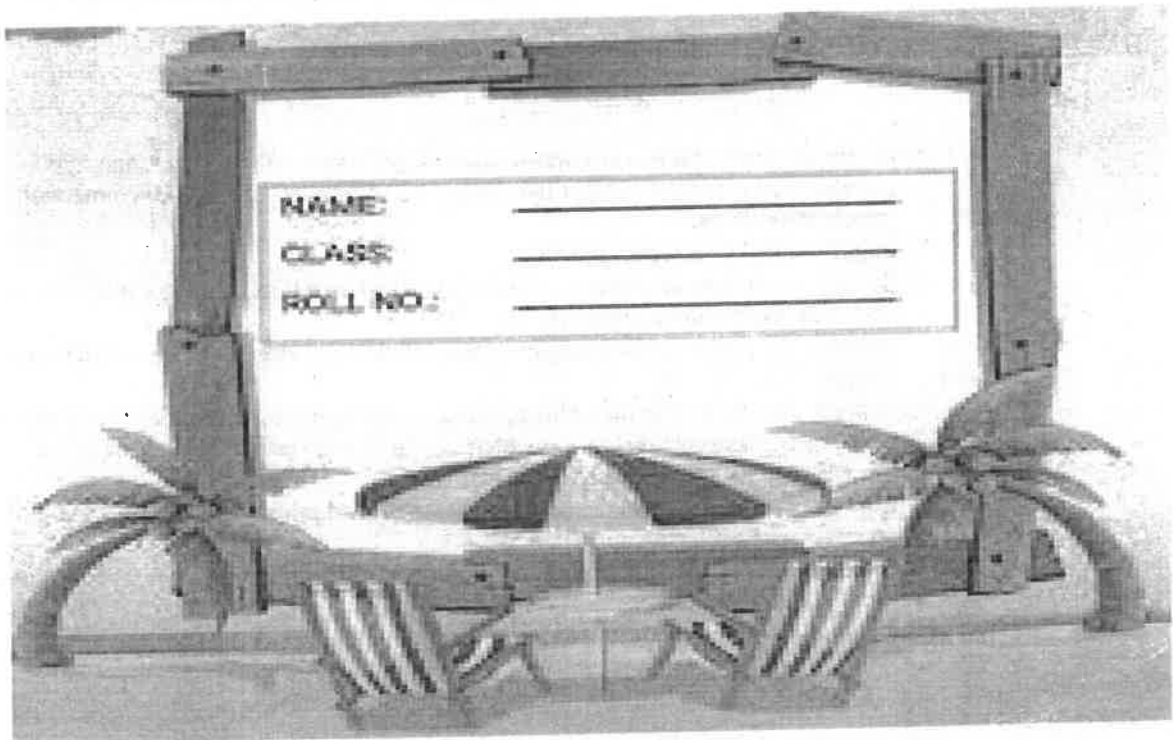


DELHI PUBLIC SCHOOL BULANDSHAHR
CLASS-II- 2024-25



**Here's to a summer
vacation that's a time for
making memories, trying
new things, and embracing
new experiences that
enrich your life.**

SUMMER HOLIDAYS ASSIGNMENT



MY HOLIDAY HOMEWORK

Dear Parent

Summer vacation holds a special place in our hearts, creating memories that linger for a lifetime. From the enchanting places we visit and the crafts we master to the cherished treats from grandparents and the holiday homework tackled together, these experiences weave a tapestry of nostalgia that resonates deep within our souls.


Embrace the magic of summer and savour these precious moments with your children. These enchanting activities not only promise endless fun but also cultivate strong bonds and treasured memories that will warm your hearts for years to come. Happy summer vacation!



Hey Kids!

SOME TIPS FOR YOU

- ❖ Begin your day with an early morning walk and observe the sights around you. Engage in conversations about the things you see, fostering a deeper connection with your surroundings.
- ❖ Engage in Daily Exercise and Yoga
- ❖ Set up a consistent workspace and schedule for yourself to instill discipline in your daily life and optimize productivity.
- ❖ Embrace the power of four magic words—'Please', 'Thank you', 'Excuse me', and 'Sorry'.
- ❖ Support your mother in maintaining a clean and organized home. Engage in small household tasks such as dusting, watering plants, and setting the dinner table to contribute to a harmonious living environment.
- ❖ Consume nutritious food, drink plenty of water, and prioritize your well-being to maintain optimal health and vitality.
- ❖ Avoid excessive usage of video games or mobile games. Balance your recreational activities with productive and enriching pursuits.
- ❖ Cultivate your language skills by consistently speaking in English with your family members and friends, enhancing your communication abilities and expanding your vocabulary.



1. Build your vocabulary.

Make a decorative wall hanging showing -Antonyms (opposite words)

The hanging should have at least 5-6 words. You can also write on both sides of the hanging.

1. Read any two stories from your storybook- **Once Upon A Time** and draw the picture of your favourite character on an A4 size sheet. Also write five sentences on it.
2. Create a Picture Album (5 photographs) of you with your family members showing how you helped them during vacations and write two sentences for each picture. Also, make a beautiful cover page for it and write your name, class and section on it.

4. Practice one page of your handwriting book daily to improve writing.

हिंदी






1. हिंदी वर्णमाला को 3D में लिखकर A4 सीट पर चिपकाएँ ।

2. घर में रखी पुरानी मैगज़ीन व अखबार में से चित्र ढूँढिए जैसे-सूरज, पशु-पक्षी, झूले, बच्चे, पेड़-पौधे, बादल, तितलियाँ आदि को काटकर A4 शीट पर चिपकाएँ और बगीचे का कोलाज तैयार कीजिए। कोलाज के नीचे बगीचे पर कुछ पंक्तियाँ लिखिए।

3. समाचार पत्र का उपयोग कर एक पेपर बैग बनाइए तथा उस पर समाचार पत्र के मुख्य खबरों में से अपने नाम के अक्षरों एवं मात्राओं को काटकर पेपर बैग पर अपना नाम लिखिए।

MATHS



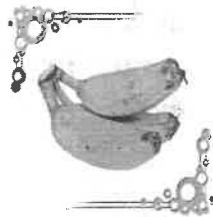
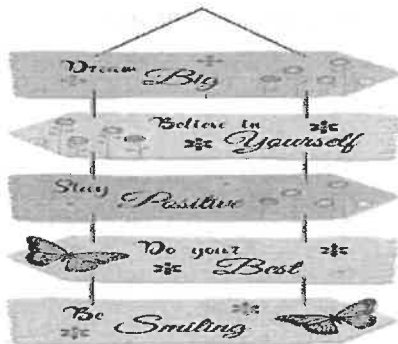
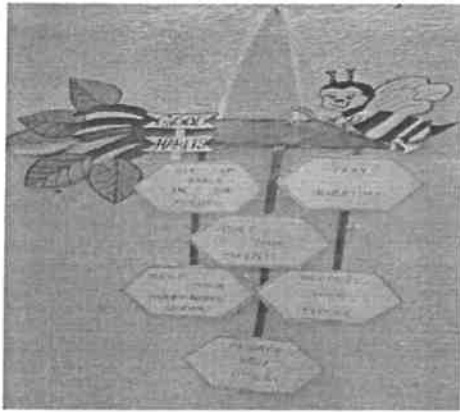
1. Learn tables from 2 to 10.

2. Make a beautiful collage or Rangoli design on a coloured A – 4 size sheet using coloured pastel sheets based on various geometrical shapes.


3. Make a book mark showing the fraction (whole , $\frac{1}{2}$, $\frac{1}{3}$, $\frac{1}{4}$)

4. Make a folder with handmade sheet and decorate the front of folder with different mathematical designs.

EVS



or



1. Make a beautiful and innovative hanging by using waste material at home on the topic: Good Manners or How to be positive.

2. Journey from raw to ripe.

Learning Objective: To make students understand the process of ripening of fruit.

Procedure: Take two raw mangoes or banana and wrap them in a newspaper. Observe the changes and fill the table given below.

Name of the fruit:

Observation	D a y 1	D a y 3	D a y 5	D a y 7	D a y 9
Texture(Soft/ Hard)					
Colour					
Taste					

Paste the photos of both raw and ripe mangoes or bananas.

6 3.Create your own recipe

- Invent a new healthy recipe.
- Write down the ingredients and the steps to prepare the dish.

Social Studies



Pucca house



Kutchcha house



Tent



Caravan



Houseboat



Igloo

Make a model of house using waste materials, newspaper, leaves and twigs etc.

Roll no. 1 to 7 – Pucca House

(Bungalow, Apartments etc)

Roll no. 8 to 14 – Kutchcha House – Hut

Roll no. 15 to 21 – Tents

Roll no. 22 to 28 – Caravan

Roll no. 29 to 35 – Stilt House



Roll no. 36 onwards – House Boat or Igloo

COMPUTER



1. Make a paper robot using shapes
2. Paste any five pictures of AI-based machine along with their names on A4 sheet..

ART



1. Make 2 or 3 beautiful flowers by using brightly coloured pastel sheets or handmade sheets.
2. Make 2 or 3 butterflies by using coloured sheets and decorate them by using waste material present at home.

Please note:

- ☑ Read five news headlines daily.
- ☑ Read story books like Magic Pot, Panchtantra, Nandan or Champak to improve your reading habits.
- ☑ Explore your potentials and develop a hobby.

Label your Holiday Homework and submit it in a handmade folder, put in an eco-friendly paper bag made by you using old newspaper. Revise the syllabus for all the subjects done till the month of May.

Enjoy

YOUR

SUMMER BREAK

