



**Delhi Public School
Bulandshahr**

School of International Education



**Cambridge Assessment
International Education**


Cambridge International School

***SUMMER BREAK LEARNING ASSIGNMENT
CLASS 1
SESSION : 2024-25***

Dear Parents and Students,

Summer Vacation is at our doorstep. Holidays are a well-deserved opportunity to relax and unwind by indulging in activities that are pleasurable and at the same time educative. Holiday Homework has been designed to fire your imagination, to make you explore, discover and reinvent many things.


As parents, kindly motivate and lend support to your children and ensure that they complete the given work well-in-time and to the best of their ability.



Some Important tips for our COSMIC SPHERES :



- ❖ **Appreciate Nature** - Go for long walks in a park or garden with your family and friends. Learn the names of atleast 5 flowers.
- ❖ **Good manners are the key** - Respect your parents, grandparents and all elders. Use three magical words (Sorry, Please and Thank you).
- ❖ **Stay Fit, Stay Healthy** - Play your favourite game /sport regularly. Drink lots of fluids and healthy juices.
- ❖ **Learn about our Heritage** – Find some time to visit museums and monuments.
- ❖ **Save Nature** – Contribute to save our precious environment. Minimize the wastage of resources like water, fuel and electricity.
- ❖ **Practice-** English and Hindi handwriting as well as speaking.



BE SUN SMART



Put on a Shirt



Put on Sunscreen




Wear a Hat



Wear Sunglasses



Stay in the Shade



ENGLISH WORKSHEET

❖ For making it both fun and informative roll a dice and get a number. Answer the questions from the categories coming under that number.

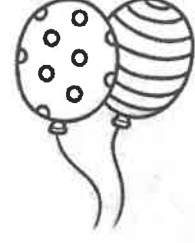
	Find 5 things that are green.	List 10 things that can be found in a kitchen.	Find 5 things that people can drink.
	Write down 5 things that are big.	Write down 8 things that can be found at a beach.	Find 6 things you can eat.
	List 10 different jobs.	Name 10 things that you see around you.	Find 5 things that smell nice.
	List 8 things that you can see at a farm.	Name 5 body parts.	List 6 things that can be found in a forest.
	Find 5 things that start with letter S.	Name 8 sweets.	List 10 different places in a town.
	List 10 things that you can see in the classroom.	Find 5 things that are soft.	List 10 random words that pop up in your mind.

हिन्दी



बुझो तो जानें

1. देती हूं मैं सबको ज्ञान
बताओ क्या कहलाती श्रीमान?



2. गर्मी हो या सर्दी बुझाता हूं सबकी प्यास
रखते समझदार लोग मुझे सदा अपने पास।

3. मेरे तन में हवा भरी है
नीचे मेरे डोर बंधी है।

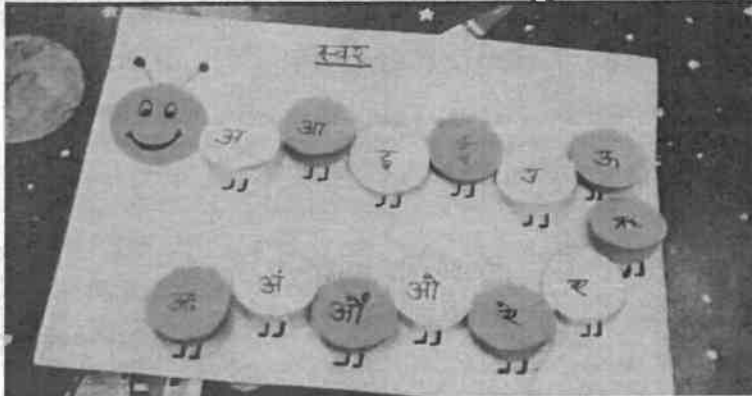


परियोजना कार्य

1. स्वर तथा उनकी मात्रा ।

आवश्यक सामग्री : चार्ट पेपर ,स्केच पेन, ग्लू

कौशल : संज्ञानात्मक विकास व सूक्ष्म मांसपेशियों का विकास।



★ पुस्तक का पेज नंबर 87 और 89 पूरा करें।

★ गर्मी की छुट्टियों में आप कहां घूमने गए उसका एक चित्र अपनी ड्राइंग फाइल में बनाइये।

आ की मात्रा लगाकर शब्द पूरे करो और
चित्र में रंग भरो।

गड़-गड़, गड़-गड़ ब दल अ य
ब दल अ य, जल भर ल य।
क ल क ल ब दल छ य
छम-छम, छम-छम जल बरस य।




MATHEMATICS

PROJECT WORK

**Prepare a beautiful calender using
recyclable waste material available
at home.**

(ROLL NO. 16-38)















https://youtu.be/ITlhdeCB_OY



MATHS WORKSHEET

Count each object in the picture and write it's numeral and number name. Colour the picture also.



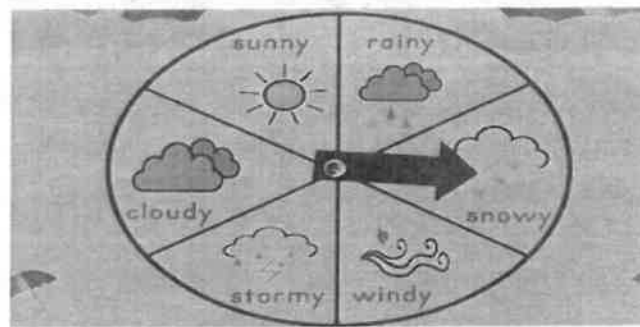
	4	Four			<input type="text"/>	
	<input type="text"/>				<input type="text"/>	
	<input type="text"/>				<input type="text"/>	
	<input type="text"/>				<input type="text"/>	
	<input type="text"/>				<input type="text"/>	
	<input type="text"/>				<input type="text"/>	
	<input type="text"/>				<input type="text"/>	

EVS

- ❖ Complete the pages- 7,8,9,10,11,12,16,17, 18 & 19 of your S.Sc worksheet book during the holidays to enhance your awareness as well as for revision .

PROJECT WORK-

- Prepare a *Weather Wheel* using waste material available at home.
(Roll no. 1 to 15 will prepare)
<https://youtu.be/MBJ0oeC7P1k>



EVS WORKSHEET

The names of some healthy food items are hidden in the grid below. Cross out the Q and read the remaining letters in each row to know the names. Write in the given blanks.

1.	Q	R	Q	I	C	Q	Q	E	Q	Q
2.	Q	Q	E	Q	Q	G	Q	Q	G	Q
3.	Q	B	Q	A	N	Q	A	Q	N	A
4.	Q	Q	M	Q	I	Q	L	K	Q	Q
5.	Q	R	Q	Q	O	T	Q	Q	Q	I

1.

2.

3.

4.

5.

COMPUTER (A.I.)

PROJECT WORK

Paste pictures of different types of machines that you see in your house on **A3 SIZE SHEET**.

Riddle Time

I say **TICK TOCK TICK**
I have hand that cannot hold
I have a face, but cannot smile
GUESS WHO AM I ?



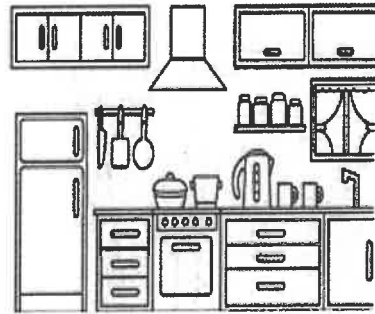
KLOCC

I am at the door
I tell you someone is at the door
GUESS WHO AM I ?

BLLEROOD





Q1 Color the places where COMPUTERS are used-



❖ **Make a Table Mat using decorative items so that you could enjoy lunch break in school by keeping your Lunchbox on a beautiful table cover/mat. DO NOT FORGET TO LABEL IT.**

Reference images are provided for help.



Here's a fun activity for you where you can share your vacation pictures and also prepare few lines to speak about it in English.

My Summer Vacation Photos!

I visited _____



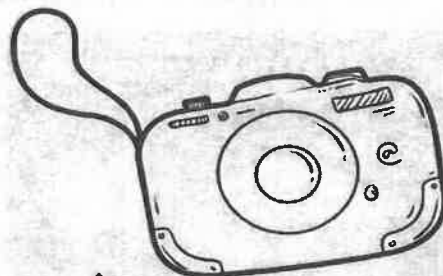


I played _____



I ate _____



I made _____



"SAV CHEESE!"

FATHERS DAY-16 JUNE

Here are some easy ways to pay Gratitude and show love to your Dad on his special day....

- * Plan evening party or dinner.
- * Help mom to cook his favourite food.
- * Prepare a card for him.



INTERNATIONAL YOGA DAY-21.05.24

Yoga helps to boost self esteem and body awareness. Do yoga poses with your Grandparents and parents on 21 June i.e. INTERNATIONAL YOGA DAY.

- * Click some beautiful pictures and share with your class teacher on the same day.



Thank
you!

Vidushi
(Coordinator)
Class-I
