















DELHI PUBLIC SCHOOL BULANDSHAHR
HOLIDAY HOMEWORK (SESSION: 2024-2025)
CLASS: VI



S. No.	Subject	Homework
1.	ENGLISH	<p>Q1. Prepare a comic strip of any lesson/scene that appeals to you in the book, 'Alice in Wonderland' on an A4 sheet. It should be colorful and innovative.</p> <p>Q2. Watch a movie of your choice and draft character sketch of any one character of your choice from it, in 100 words in your Gr.NB.</p> <p>Q3. Read the newspaper regularly and prepare a collage of it in your Gr.NB.</p>
2.	HINDI	<p>1. कछुए का एक चित्र बनाएँ और उसमें 10 विलोम शब्दों के जोड़े प्रदर्शित करें।</p> <p>2. मोर का एक चित्र बनाएँ और उसके प्रत्येक पंख में हिंदी की वर्णमाला के अक्षर दर्शाएँ।</p> <p>3. 'परिश्रम का महत्व' अथवा 'झूठ का फल' विषयों में से किसी एक विषय पर कहानी लिखें। कहानी से प्राप्त होने वाली शिक्षा भी अवश्य लिखें।</p> <p>आवश्यक निर्देश:- दिया गया समस्त कार्य हिंदी की उत्तर पुस्तिका में ही कीजिए।</p>
3.	SANSKRIT	<p>1- दश-वस्तूनां चित्रं निर्माय तेषां नामानि संस्कृतभाषया लिखत –</p> <p>2- 'तद्' 'किम्' शब्दानां रूपाणि त्रिषु लिंगेषु लिखित्वा स्मरत ।</p>
4.	FRENCH	<p>1.Apprenez tous les parties du visage et du corps avec l'orthographe et la prononciation correctes.</p> <p>2.Écrivez brièvement sur la France en français et utilisez également des images sur une feuille de taille A3.</p> <p>3.Écoutez et pratiquez la chanson.</p> <p>http://youtu.be/fZR66TjirDc?feature=shared</p>
5.	GERMAN	<p>1. Beschreiben Sie Ihr Haus und die Familienmitglieder auf Deutsch</p> <p>2.Kleben oder zeichnen Sie das Bild von 5 deutschen Speisen und 5 deutschen Getränken auf ein A4-Blatt Papier</p>
6.	JAPANESE	<p>1. Anata no gakkou nitsuite kaite kudasai.</p> <p>2. Tokyou tawa nitsuite kaite kudasai.</p> <p>3.Nihon no anime nitsuite kaite kudasai.</p>

7.	URDU	<p>(۱) کنھیں پانچ ہندوستانی تہواروں کے بارے میں مع تصاویر الگ کاپی میں تحریر کریں -</p> <p>(۲) اپنی پسند کی کوئی پانچ کہانیاں مع تصاویر الگ کاپی میں تحریر کیجئے -</p>																						
	MATHEMATICS	<p>1. Prepare any one of the following by using different geometrical shapes :</p> <p>(a) Aquatic wonder (b) Robot (c) Scenery</p> <p>2. Write mobile number of your parent and write its number name , place value of each digit , expanded form , successor and predecessor.</p> <p>3. Prepare a pictograph for the following data:</p> <table border="1" data-bbox="393 508 1516 613"> <tr> <td>Food item</td> <td>Burger</td> <td>Pizza</td> <td>Pasta</td> <td>Rajma -rice</td> </tr> <tr> <td>No of students liked</td> <td>35</td> <td>40</td> <td>25</td> <td>50</td> </tr> </table> <p>4. Read the pictograph given below and answer the following questions: Persons employed in one year</p> <table border="1" data-bbox="402 751 1279 1012"> <thead> <tr> <th>Job</th> <th>Number of persons</th> <th>Each  = 3000 persons</th> </tr> </thead> <tbody> <tr> <td>Private service</td> <td></td> <td></td> </tr> <tr> <td>Government service</td> <td></td> <td></td> </tr> <tr> <td>Factory service</td> <td></td> <td></td> </tr> </tbody> </table> <p>(a) What is the number of persons employed in government service? (b) How many more person were employed in government service than in private service? (c) In which service, were the maximum number of persons employed?</p> <p>5. Write two properties of each of the following geometrical shape: (a) square (b) Rectangle (c) Triangle (e) Circle</p> <p>6. A die was thrown 35 times and the following numbers were obtained: 5, 1, 4, 2, 3, 2, 6, 6, 1, 4, 2, 5, 4, 5, 3, 6, 1, 5 2, 6, 2, 5, 4, 1, 3, 2, 1, 4, 1, 6, 2, 6, 3, 3, 3 Prepare a frequency table for the data.</p>	Food item	Burger	Pizza	Pasta	Rajma -rice	No of students liked	35	40	25	50	Job	Number of persons	Each  = 3000 persons	Private service			Government service			Factory service		
Food item	Burger	Pizza	Pasta	Rajma -rice																				
No of students liked	35	40	25	50																				
Job	Number of persons	Each  = 3000 persons																						
Private service																								
Government service																								
Factory service																								
9.	SOCIAL SCIENCE	<p>1. Make a model of paleolithic tools with the help of clay.</p> <p>Or</p> <p>Make a model on the solar system.</p> <p>2. Draw a poster on diversity on the following basis:-</p> <p>Religion Food Clothes Dance</p>																						
10.	SCIENCE	<p>* Prepare a food pyramid on A3 sheet(Roll number 1-20)</p> <p>* Prepare A3 sheet on vitamins with their functions.(Roll number 21 onwards)</p>																						

11.	ART	Create a gond painting Size-A3 sheet Material- coloured gel pen and outline (blackgel pen) "The example of this painting is also in your canvas book."
12.	Computer	<ul style="list-style-type: none">• Digital Poster Design: Design a poster using online tools or software like MS-Word on topic "Cybersafety" which should include text and graphics to explain the topic creatively. Paste it in your classwork notebook.• Prevention from Cybercrimes:List and explain five types of cybercrimes, along with their prevention measures in MS - Word. Paste it in your classwork notebook.