



## Holiday Homework 2025-26

### Class - IV

Subject	Content
English	<ol style="list-style-type: none"><li>1. Read Chapter -3,4 and 5 from your storybook - Once Upon a Time. Prepare the dialogues of any one of your favourite characters from these stories for enactment in class after the school reopens. Use of props will be appreciated. (To be done by all the students)</li><li>2. Collect 25 interesting new English words over the holidays and create a "Word Wizard Wall" chart. For each word, include:<ul style="list-style-type: none"><li>* Word</li><li>* Meaning</li><li>* Synonyms</li><li>* Use in a sentence</li><li>* Illustration or symbol (draw or paste a picture)</li></ul>(To be done only by roll no. 1 to 12)</li><li>3. Make a model showing the four kinds of sentences. Link is given for your reference. <a href="https://youtube.com/shorts/8C4czgxxfmA?si=gr03Nbyt2D2U-oM1">https://youtube.com/shorts/8C4czgxxfmA?si=gr03Nbyt2D2U-oM1</a> (To be done by roll no. 13 to 24)</li><li>4. Make a verb model. Link given below for your reference. <a href="https://youtu.be/Fs4QJ5FlugY?si=fmYJ-4_cdm5S8GsI">https://youtu.be/Fs4QJ5FlugY?si=fmYJ-4_cdm5S8GsI</a> (To be done by roll no. 25 onwards)</li></ol>
Hindi	<p>प्रश्न-1 "संज्ञा शब्दों की अंत्याक्षरी" सबसे पहले एक संज्ञा शब्द 'पुस्तक' से प्रारंभ कीजिए। फिर उसके अंतिम अक्षर से शुरू होने वाला अगला संज्ञा शब्द लिखिए। इसी प्रकार अंतिम अक्षर के अनुसार आगे बढ़ते हुए कुल 20 संज्ञा शब्दों की एक श्रृंखला तैयार कीजिए। उनके चित्र भी बनाइए।</p> <p>प्रश्न-2 मैं सुपर हीरो आप एक दिन के लिए सुपरहीरो बन गए। आपकी क्या शक्तियाँ थीं और आपने क्या अच्छा काम किया? इस विषय पर 50से 60 शब्द लिखिए। अथवा * 'सुनो कहानी' पुस्तक की किसी कहानी को चित्र कथा (कामिक्स) के रूप में प्रस्तुत कीजिए।</p> <p><b>नोट -</b> सुंदर प्रस्तुति हेतु अतिरिक्त अंक प्रदान किए जाएंगे। उपर्युक्त कार्य हिंदी की उत्तर पुस्तिका में कीजिए।</p>
Maths	<p><b>Working Model Challenge!!</b></p> <p>★ Roll no: 1- 12 (<b>Desk Calendar</b>) Make a DIY desk calendar using thick and coloured sheet.</p>

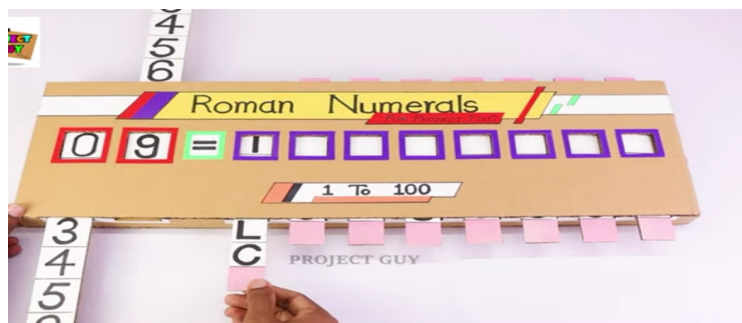


- ★ Roll no: 13- 24 **(Spin the wheel)** Make a spin wheel using different 3-D shapes or 3-D daily life objects.



- ★ Roll no: 25 onwards **( Roman numeral Bus / Train )** - Make a Roman numeral Bus/ train by using different symbols of Roman numerals of 2- digit Hindu Arabic numerals on the train / bus. Link below is for reference:

<https://youtu.be/XnU0ZboLPWI?si=gpPn77au0KTinYNo>






[https://youtu.be/XnU0ZboLPWI?si=rmiHYJ2KNXheF1\\_P](https://youtu.be/XnU0ZboLPWI?si=rmiHYJ2KNXheF1_P)

Science

1.Model to show transportation of food and water in plants through tube like structures called Xylem and Phloem (For roll numbers 1 to 12)Refer the given link.




<https://youtu.be/OGB6MXct4tA?si=Izo9CMglVtXUtvaE>

	<p><b>2.Model to show different kinds of adaptations in aquatic plants.(For roll numbers 13 to 24)</b></p> <p><b>3.Model to show different kinds of adaptations in terrestrial plants.(For roll numbers 25 onwards)</b></p> <div data-bbox="354 309 828 757">  </div> <div data-bbox="847 309 1313 757">  </div> <p><a href="https://youtu.be/TFCT5xPFuF8?si=FavTLThs318jJK36">https://youtu.be/TFCT5xPFuF8?si=FavTLThs318jJK36</a></p> <p><b>Refer this link for adaptations in aquatic as well as adaptations in terrestrial plants.</b></p>
<p><b>Computer</b></p>	<p>1. Create an invitation card on Father's Day in Microsoft Word and print it on an A4 size sheet</p> <p>Link to upload card :</p> <p><a href="https://drive.google.com/drive/folders/1bGuYCRspjPHKk6PHMs3aOxKpn9Vnww4W?usp=drive_link">https://drive.google.com/drive/folders/1bGuYCRspjPHKk6PHMs3aOxKpn9Vnww4W?usp=drive_link</a></p>
<p><b>Social Science</b></p>	<div data-bbox="343 1167 710 1960">  </div> <p><b>1. Past vs Present : - Time Machine Project</b></p> <p>Make a table with two columns : past (100 years ago) and present Compare : Transport , Clothes , Houses, Education .Add small drawings or pictures.</p> <p style="text-align: center;"><b>OR</b></p> <p><b>2. State cultural Fiesta:-</b></p> <p>Choose any one Indian state other than your own.</p> <p><b>Write about its : Traditional clothes , Food Festivals , Folk dance</b></p> <p><b>Decorate with small drawings or pictures.</b></p> <p><b>3. Model Making Activity :- “ A Historical monument</b></p> <p><b>Create a 3D model of any famous Indian historical monuments ( like Red fort , Qutub Minar , Gateway of India)</b></p> <p><b>Use cardboard , clay thermocol , or recycled items.</b></p> <p><b>Important Instructions :-</b></p>

	<p><b>All written work must be done neatly in the social science fair notebook.</b></p> <p><b>Model –making is mandatory and must be made using eco-friendly /recycled material</b></p> <p><b>Use colour pencil for drawings.</b></p> <p><b>Creativity, originality and neatness will be highly appreciated.</b></p> <p><b>Submit both notebook work and models on the first day after vacations.</b></p>
<b>Art</b>	Imagine you went to the zoo. Draw some of the animals you saw there and make a scene (You could include elephants, lions, giraffes, monkeys, and colorful birds etc.).
<b>Japanese</b>	Create a picture dictionary of 10-15 Japanese words like colours, animals or fruits.
<b>Urdu</b>	<p>۱۔ ” ا “ سے ” ے “ تک حروف جملی لکھیے۔</p> <p>۲۔ حروف جملی میں سے نقطے والے سارے حروف لکھیے۔</p> <p>۳۔ حروف جملی میں سے بنا نقطے والے سارے حروف لکھیے۔</p> <p>۴۔ ” ا “ والے دس الفاظ لکھیے۔</p> <p>۵۔ ” پ “ سے شروع ہونے والے پانچ الفاظ لکھیے۔</p> <p>۶۔ ” پ “ سے شروع ہونے والے پانچ الفاظ لکھیے۔</p> <p>۷۔ ” ت “ والے پانچ الفاظ لکھیے۔</p> <p>۸۔ ” ٹ “ والے پانچ الفاظ لکھیے۔</p> <p>۹۔ ” ث “ والے پانچ الفاظ لکھیے۔</p> <p>۱۰۔ ” ج “ والے پانچ الفاظ لکھیے۔</p> <p>۱۱۔ ” ح “ سے شروع ہونے والے پانچ الفاظ لکھیے۔</p> <p>۱۲۔ ” خ “ والے پانچ الفاظ لکھیے۔</p> <p>۱۳۔ ” د “ سے شروع ہونے والے پانچ الفاظ لکھیے۔</p> <p>۱۴۔ ” ذ “ والے پانچ الفاظ لکھیے۔</p> <p>۱۵۔ ” ز “ والے پانچ الفاظ لکھیے۔</p> <p>۱۶۔ ” ڈ “ والے پانچ الفاظ لکھیے۔</p> <p>۱۷۔ ” و “ والے پانچ الفاظ لکھیے۔</p> <p>۱۸۔ ” ر “ سے شروع ہونے والے پانچ الفاظ لکھیے۔</p> <p>۱۹۔ ” ز “ والے پانچ الفاظ لکھیے۔</p> <p>۲۰۔ ” ز “ سے شروع ہونے والے پانچ الفاظ لکھیے۔</p> <p>۲۱۔ ” ژ “ والے چار الفاظ لکھیے۔</p> <p>۲۲۔ ” زر “ والے پانچ الفاظ لکھیے۔</p>



	<p>----- بڑا</p> <p>----- تیری</p> <p>----- خراب</p> <p>۲۳۔ حروف کو ملا کر لفظ بنائیے ؟</p> <p>----- = ا م</p> <p>----- = ر ی</p> <p>----- = ن ا</p> <p>۲۵۔ صحیح حرف لگا کر لفظ پورے کرو۔</p> <p>----- = ر د ی</p> <p>----- = د ہ ا</p> <p>----- = ر ی ب</p> <p>----- = ح و</p> <p>۲۶۔ صحیح لفظ چھانٹئے۔</p> <p>----- = گور ، غار ، گور</p> <p>----- = بارغ ، باگ ، روغن</p> <p>----- = کلم ، حک ، حج</p> <p>----- = شک ، جیت ، سوک</p> <p>۲۷۔ کالم الف اور ب کو ملائیے۔</p> <table border="0"> <tr> <td>چ</td><td>م</td></tr> <tr> <td>ب</td><td>ٹ</td></tr> <tr> <td>ٹ</td><td>ت</td></tr> <tr> <td>با</td><td>ر</td></tr> <tr> <td>چ</td><td>ڑا</td></tr> </table>	چ	م	ب	ٹ	ٹ	ت	با	ر	چ	ڑا
چ	م										
ب	ٹ										
ٹ	ت										
با	ر										
چ	ڑا										
<b>Sanskrit</b>	<p>1. फलानाम्, शाकानाम् पशूनाम्, खगानाम् पञ्च-पञ्च नामानि चित्रेण सह लिखत ।</p> <p>निर्देशः - एतत् कार्यम् कक्षा - उत्तरपुस्तिकायाम् कुरुत ।</p>										
<b>German</b>	<p>1. Begrüßungen (Greetings)</p> <p>Match the German greetings with their English meanings:</p> <table border="0"> <tr> <td>1. Hallo</td> <td>a. Good night</td> </tr> <tr> <td>2. Guten Morgen</td> <td>b. See you soon</td> </tr> <tr> <td>3. Gute Nacht</td> <td>c. Hello</td> </tr> <tr> <td>4. Tschüss</td> <td>d. Good morning</td> </tr> <tr> <td>5. Bis bald</td> <td>e. Bye</td> </tr> </table> <p>Answers:</p> <p>1. _ 2. _ 3. _ 4. _ 5. _</p>	1. Hallo	a. Good night	2. Guten Morgen	b. See you soon	3. Gute Nacht	c. Hello	4. Tschüss	d. Good morning	5. Bis bald	e. Bye
1. Hallo	a. Good night										
2. Guten Morgen	b. See you soon										
3. Gute Nacht	c. Hello										
4. Tschüss	d. Good morning										
5. Bis bald	e. Bye										
<b>French</b>	<p>1. Mon livret de vocabulaire d'été (My Summer Vocabulary Booklet)</p> <p>Objective: Learn and illustrate 10 summer-related French words.</p> <p>Instructions:</p> <ul style="list-style-type: none"> <li>Fold 4 A4 pages to make a mini booklet.</li> <li>On each page, write 1 French summer word (e.g., le soleil, la plage, la glace).</li> <li>Draw a picture and write the English meaning below.</li> </ul> 										

(Holiday Home Work will be considered as Subject Enrichment Home Work and marks will be awarded accordingly)

### **Homework Submission Schedule:**

Date	Roll No 1–10	Roll No 11–20	Roll No 21–30	Roll No 31–40
7th July 2025	English	Hindi	Maths	Science
8th July 2025	Science	Social Science	English	Hindi
9th July 2025	Hindi	Maths	Science	Social Science
10th July 2025	Maths	English	Social Science	Hindi
11th July 2025	Social Science	Science	Hindi	English

- **Note: Holiday Homework submission dates for Computer , Art and third language will be notified by the subject teachers after the reopening of school.**



**Coordinator**

**Headmistress**

**Principal**