

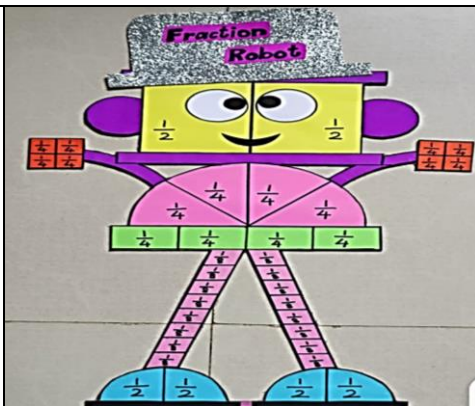




## Holiday Homework (Session 2025-26)

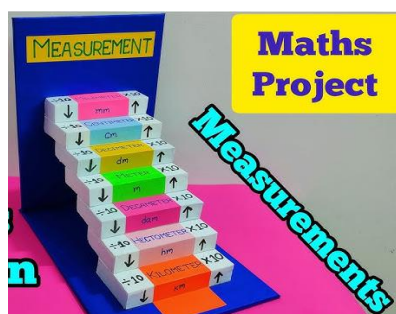
### Class - V

Subject	Content
English	<p>1-Read Chapter - 3,4 and 5 from your storybook – Once Upon a Time. Prepare the dialogues of any one of your favourite characters from these stories for enactment in class after the school reopens. Use of props will be appreciated. (To be done by all the students)</p> <p>2-Prepare a Model on Prepositions. Click on the link below for further reference. <a href="https://youtube.com/shorts/GhABknJS8oA?si=ZNmm64ZMpeJsRTkQ">https://youtube.com/shorts/GhABknJS8oA?si=ZNmm64ZMpeJsRTkQ</a> (To be done by roll no. 1 to 12)</p> <p>3-Design a simple board game (Ludo/ Snake and Ladders) based on vocabulary or simple grammar concepts (synonyms/antonyms/ grammar concepts) ( To be done by roll no. 13-24)</p> <p>4- My Dream Library- Design your dream library. Include: list of 10 books you'd love to have, reading corner ideas, rules of the library, and opening hours.Present it as a 3D model (shoebox diorama). (To be done by roll no. 25 onwards)</p>
Hindi	<p>1. A4 साइज पेपर पर "सर्वनाम वृक्ष" बनाइए। (सर्वनाम के भेदों व उदाहरणों को शाखाओं व पत्तियों के माध्यम से सजाइए।)</p> <p>2. पर्यावरण की रक्षा – मेरा संकल्प पर्यावरण को बचाने के लिए आप क्या-क्या कर सकते हैं? "मैं क्या करूँगा /करूँगी" के 5 संकल्प लिखिए और एक सुंदर पोस्टर बनाइए। अथवा * 'सुनो कहानी' पुस्तक में से किसी एक कहानी का चयन कीजिए और उसे नाटक रूप में स्वरचित संवादों के साथ रूपांतरित कीजिए।" नोट:-सुंदर प्रस्तुति हेतु अतिरिक्त अंक प्रदान किए जाएँगे। उपर्युक्त कार्य हिंदी की उत्तर पुस्तिका में कीजिए।</p>
Maths	<p style="text-align: center;"><b>Working Model Challenge!!</b></p> <p><b>Roll no: (1- 12) Geometrical City/Park -</b> Make a model of a city or a park with different geographical 3D/ 2D shapes using recycled material.</p> <div></div>



**Roll no: (13- 24) Robot making showing fractions-** Make a 2D/3D robot, alien, astronaut or any such object showing fractions in various parts.

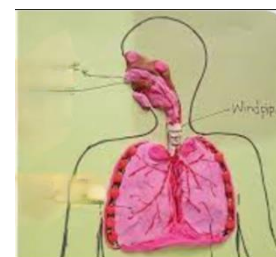
**Roll no: (25 onwards) Let's measure with Measurement Devices-** Show uses and ways of measurement in our daily lives and surroundings using models like clay caterpillars, staircase, volume jugs, spring balance, traditional and modern weighing machines.



## Science

1-Create a 3D model of agricultural practices to show the steps of agriculture ( Roll numbers 1-12)

Link is given for your reference: <https://www.youtube.com/shorts/09EplqAUtK4>



	<p>2. Create a mini garden in a glass container using plants,soil,rocks and small decorative items(Roll numbers 13-24)</p> <p>Link is given for your reference: <a href="https://www.youtube.com/shorts/L3yBLnhWkyl">https://www.youtube.com/shorts/L3yBLnhWkyl</a></p> <p>3.Embark on the journey as a “Zoological explorer”and craft a model depicting the respiratory system of the given living beings .</p> <p>Materials required:Cardboard(A3 size),Modeling clay,chart papers,toothpick, decorative items.</p> <p>a)Humans b)Fish c)Insects D)Frogs</p> <p>(Roll numbers 25 onwards)</p>
<b>Computer</b>	<p>1. Create a chart using pictures on cyber crime and its types.</p>
<b>Social Science</b>	<p>1. Mini World Parliament Imagine you are the leader of a new country. Design and draw: National Flag National Animal and Flower Write 2 new laws you would introduce. Prepare a small speech of 8-10 lines for your citizens.</p> <p><b>Or</b></p> <p>2. Eco-Warrior Challenge Write a pledge to protect the environment. Make a poster titled "Save Earth" with drawings. Plant a small sapling and click a photo (to paste later when school reopens).</p> <p>3. Model Making Activity: "A Sustainable City" Design a model of an eco-friendly city. Include parks, solar panels, rainwater harvesting systems, green buildings,etc.Use recycled or waste material.</p> <p><b>Important Instructions</b></p> <p>All written work must be done neatly in the Social Science fair notebook.</p> <p>Model-making is mandatory and must be made using eco-friendly/recycled material.</p> <p>Use colour pencils for drawings.</p> <p>Creativity, originality, and neatness will be highly appreciated.</p>
<b>Japanese</b>	<p>Introduce basic kanji characters using brushes or markers.</p>
<b>Sanskrit</b>	<p>1- चित्र वर्णनम् 2- वर्णप्रहेलिका निर्देशः .एतत् कार्यम् कक्षा- उत्तरपुस्तिकायां कुरुत ।</p>

<b>French</b>	<p>1. Picture + Caption Grid.</p> <p>Objective: Match simple drawings with short descriptive captions.</p> <p>Materials: A4 sheet of paper, pencil, ruler, colored pencils.</p> <p>Instructions:</p> <p>Use the ruler to divide the A4 sheet into 4 equal boxes (2 columns × 2 rows).</p> <p>In each box, choose a summer theme (sun, ice cream, balloon, tree).</p> <p>Draw the chosen object or scene in the box.</p> <p>Under each drawing, write a 2–3-word caption in French, for example:</p> <p>“Un ballon rouge”</p> <p>“Une glace à la fraise”</p> <p>Presentation: Color neatly, add a decorative border around the page, and write the student’s name at the top.</p>
<b>German</b>	<p><b>1. Mein Ferienwetter (My Holiday Weather)</b></p> <hr/> <p>Draw the weather you would like to have during your holidays.</p> <p>Write the correct German words below your drawing:</p> <p>☀️ <input type="checkbox"/> Sonne – sun</p> <p>☁️ <input type="checkbox"/> Wolke – cloud</p> <p><input type="checkbox"/> sonnig – sunny</p> <p>❄️ <input type="checkbox"/> Schnee – snow</p> <p><input type="checkbox"/> Regen – rain</p>
<b>Urdu</b>	<p>انصاب میں شامل کتاب کے سبق ۱ سے ۹ تک کی ایک صفحہ نقل کلاس کی کاپی میں کیجئے۔</p>
<b>Art</b>	<p>Draw a scene showing what you like to do during your holidays (swimming, reading, playing, etc.).</p>

(Holiday Home Work will be considered as Subject Enrichment Home Work and marks will be awarded)

#### **SUBMISSION SCHEDULE OF HOLIDAY HOMEWORK**

DATE	ROLL NO			
	1–10	11–20	21–30	31–40
7th July 2025	English	Hindi	Maths	Science
8th July 2025	Science	Social Science	English	Maths
9th July 2025	Hindi	Maths	Science	Social Science
10th July 2025	Maths	English	Social Science	Hindi
11th July 2025	Social Science	Science	Hindi	English

**Note:** Holiday Homework submission dates for 3rd Languages, Computer, Art will be notified by the subject teachers after the reopening of school.



**Coordinator.**

**Headmistress.**

**Principal**