





Holiday Homework 2025-26

Class - III

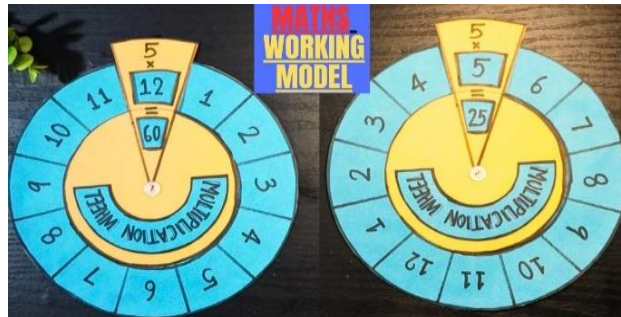
Subject	Content
English	<ol style="list-style-type: none">1. Read Chapter -3,4 and 5 from your storybook – Once Upon a Time. Prepare the dialogues of any one of your favourite characters from these stories for enactment in class after the school reopens. Use of props will be appreciated. (To be done by all the students)2. Make a singular plural chart with reference to the attached picture.  (To be done by roll no. 1 to 12)3. Design a model based on Articles (A, An). Click the link given below for further reference https://youtube.com/shorts/Gwq02v15QEek?si=bQqsmkYXLvqsYG Cv (To be done by roll no. 13 to 24)4. Create a model based on Opposite words. Click the link given below for further reference https://youtube.com/shorts/0XM7pU6Jgys?si=pKjzwIVEpUmwX0xu (To be done by roll no. 25 onwards)
Hindi	<ol style="list-style-type: none">1. अक्षर 'क', 'न', 'प', 'ब', और 'म' से शुरू होने वाले 5-5 संज्ञा शब्दों की सूची बनाइए। उनके चित्र भी चिपकाइए। (उपरोक्त कार्य सभी बच्चों द्वारा किया जाएगा)2. गर्मी, आम, पेड़, पानी या छुट्टी पर खुद की एक छोटी-सी कविता लिखिए। अथवा 'सुनो कहानी' पुस्तक की किसी एक कहानी को अपने शब्दों में लिखिए और सुंदर चित्र भी बनाइए। नोट:- सुंदर प्रस्तुति हेतु अतिरिक्त अंक प्रदान किए जाएंगे। * उपर्युक्त कार्य हिंदी की उत्तर पुस्तिका में कीजिए।
Maths	Working Model Challenge!!

1. **Roll no: (1- 12) (ABACUS)**- Make an abacus showing 4-digit number with the help of any cuboid shaped box, straw sticks, beads/clay, etc



★ **Roll no: (13- 24)**

- (MULTIPLICATION SPINNER)**- Make a multiplication spinner showing multiplicative tables till 12.



★ **Roll no: (25 onwards)**

- (Let's measure with Measurement Devices)**- Make 3D models of different devices of measurements in our daily lives and surroundings e.g. ruler, inch tape, volume jugs, spring balance, etc




Science



1. **Create your own recipe** (Invent a new healthy recipe (Roll No. 1-12)
 *Write down the ingredients and the steps to prepare the dish, with few healthy tips.
 * Click the picture of your dish and paste in the provided link.

https://docs.google.com/document/d/1H5xws71DAfUOhOXDBgzZEdlyr7hMIYOoPi_fsvu7Te4/edit?usp=drivesdk

	<div data-bbox="323 114 635 425" data-label="Image"> </div> <p data-bbox="651 129 1422 219">2 'Matchstick Man' (Interdisciplinary Science integrated with Maths) (Roll NO.- 13-24)</p> <p data-bbox="651 226 1437 309">Materials required: Matchstick, glue, white paper or cardboard (A-4 sized), paint/markers</p> <p data-bbox="651 315 861 353">Instructions:</p> <ul data-bbox="379 383 1465 510" style="list-style-type: none"> • Draw a human outline on the paper or cardboard. • Use matchsticks to create the skeletal system and label joints and vertebrae. Decorate with markers or paint. <p data-bbox="331 517 1078 555">3. Fun with Food Chains (Roll No.25 onwards)</p> <p data-bbox="331 577 1433 667">Make an attractive and a well labelled 3D Food Chain Model Using clay, play dough, or recycled materials.</p> <p data-bbox="331 689 750 728">*Examples of Food Chains:</p> <ol data-bbox="331 757 1193 936" style="list-style-type: none"> 1. *Grass → Insect → Frog → Snake* 2. *Phytoplankton → Small Fish → Big Fish → Human* 3. *Wheat → Mouse → Snake → Hawk*
<p data-bbox="148 972 272 1003">Computer</p>	<ol data-bbox="379 972 1433 1048" style="list-style-type: none"> 1. Draw the icons of folder, recycle bin, and window 10 logo on page number 25 of CodeGPT book.
<p data-bbox="124 1077 298 1108">Social Science</p>	<p data-bbox="331 1077 1126 1122">1. My Travel Scrapbook (Imaginary or Real Trip)</p> <p data-bbox="331 1144 1238 1189">Imagine or recall a visit to any place (city, state, or country).</p> <p data-bbox="331 1211 679 1256">Draw or paste pictures.</p> <p data-bbox="331 1279 1445 1368">Write 5 fun facts about the place: food, dress, festival, famous monument, language.</p> <p data-bbox="331 1391 943 1435">Add a small story titled: "A Day at ____".</p> <p data-bbox="874 1458 922 1496">Or</p> <p data-bbox="379 1525 906 1570">2. Interview Your Grandparents</p> <div data-bbox="427 1585 1155 1787" data-label="Image"> </div> <p data-bbox="331 1816 852 1861">Talk to your grandparents and ask:</p> <p data-bbox="339 1883 1082 1928">How was life different when they were your age?</p> <p data-bbox="339 1951 1038 1995">Which festivals and games were popular then?</p>

	<p>Write the answers neatly.</p> <p>Draw one picture showing olden days vs today.</p> <p>3. Model Making Activity: "Any one type of house"</p> <p>Make a small 3D model of any one type of house using waste/recycled material (shoe boxes, cardboard, ice-cream sticks).</p> <p>Decorate it with colours and labels.</p>  <p>IMPORTANT INSTRUCTIONS : All written work must be done neatly in the Social Science fair notebook.- Model-making is mandatory and must be made using eco-friendly/recycled material.- Use colour pencils for drawings.- Creativity, originality, and neatness will be highly appreciated.</p>
Art	<p>My Favorite Cartoon Character: Draw and colour your most loved cartoon character doing something funny.</p>

(Holiday Home Work will be considered as Subject Enrichment Home Work and marks will be awarded accordingly)

SUBMISSION SCHEDULE OF HOLIDAY HOMEWORK

DATE	ROLL NO			
	1-10	11-20	21-30	31-40
7th July 2025	English	Hindi	Maths	Science
8th July 2025	Science	Social Science	English	Hindi
9th July 2025	Hindi	Maths	Science	Social Science
10th July 2025	Maths	English	Social Science	Hindi
11th July 2025	Social Science	Science	Hindi	English

- ❖ **Note:** Holiday Homework submission dates for Computer and Art will be notified by the subject teachers after the reopening of school.



Coordinator

Headmistress

Principal