


Hello, little explorers!


Summer break is here at last – time for sunshine, laughter, and fun adventures.

Pack your curiosity and your favorite hat, because we're off to discover new stories, play games under the sky, and splash in cool water on warm days.

– Remember to read a fun book, draw your dreams, and share big smiles with friends and family.

Enjoy every sunny moment – happy summer break!



Name _____	
Class _____	

Speak smart, start with a twist of
the tongue!"

TONGUE TWISTERS

Sunny Sammy sips
sweet strawberry slushies
slowly in the sun!

Five funny fish
flipped fast in the
fresh, frosty fountain!

Lola loves
lemon lollipops
on lazy, long, loud lunches

Tiny turtles
tiptoe to the
tall tropical trees!

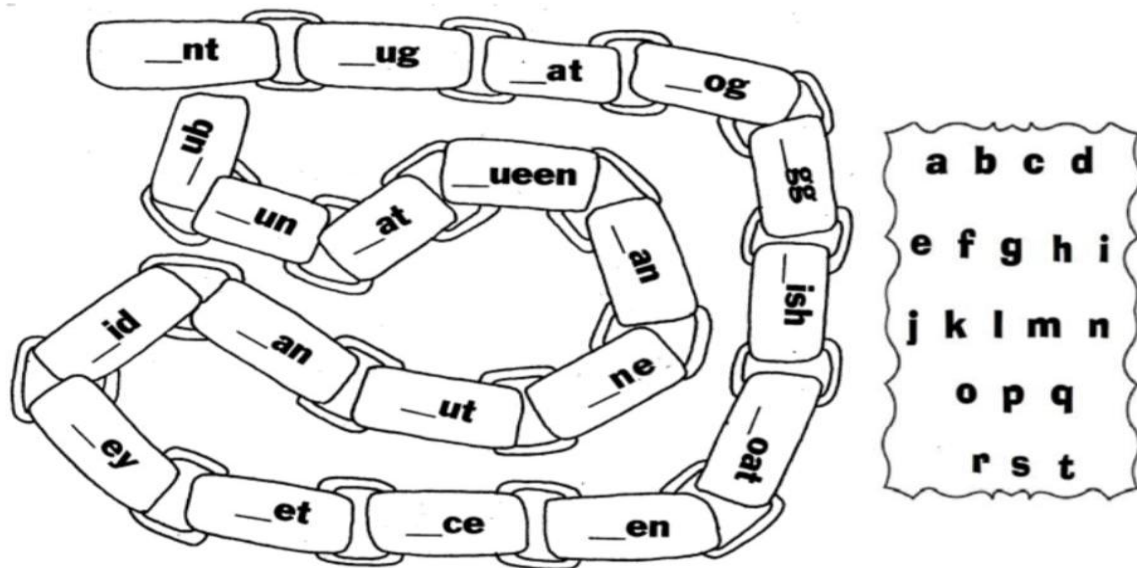
Billy the bunny
bounces by blue
beach balls in bright
breeze!




It's Summertime!



Q1. Make an alphabet chain. Write one letter to make a word for each link. Begin with letter a. Continue using the letters of the alphabet in order as given in the box.



Q2. Read the words in each pot and circle the words that rhyme.



It's Summertime!



❖ Mirror Talk Time:

Record yourself speaking in front of a mirror.

Create a Video: Make a short video showcasing your favourite hobby or activity by:

- Being creative!
- Using imagination!
- Share your videos with your teacher.



❖ Kindness Calendar

Create a Kindness Calendar and do one act of kindness every day during the holidays. Write down each act in your calendar!

Ideas:

- Help a family member or help with household chores
- Share a toy/book
- Help feed a pet
- Donate old toys/ clothes




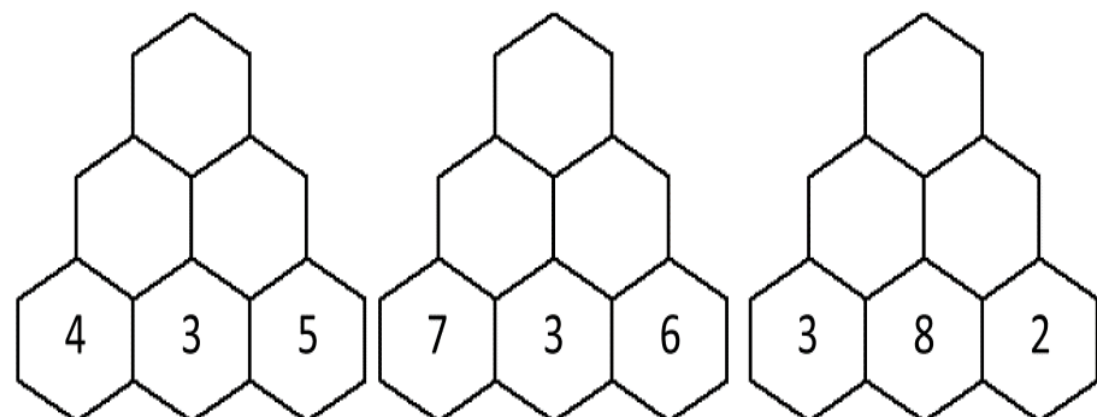
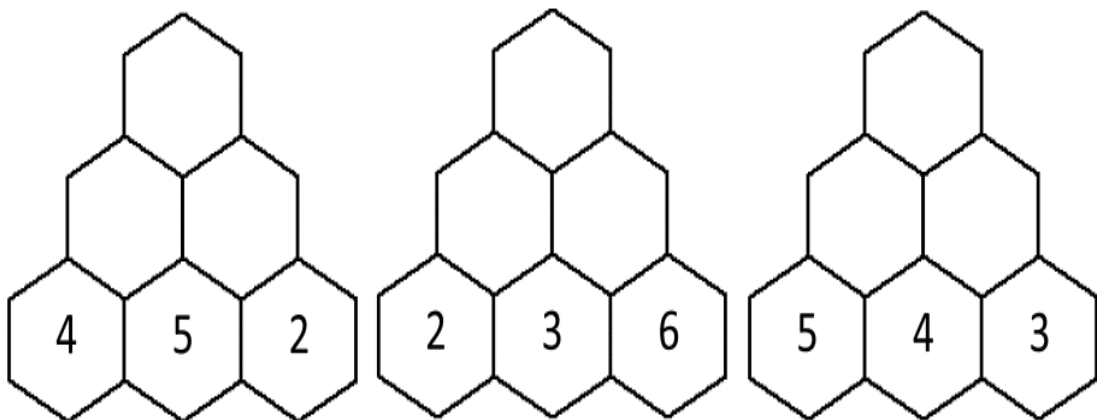
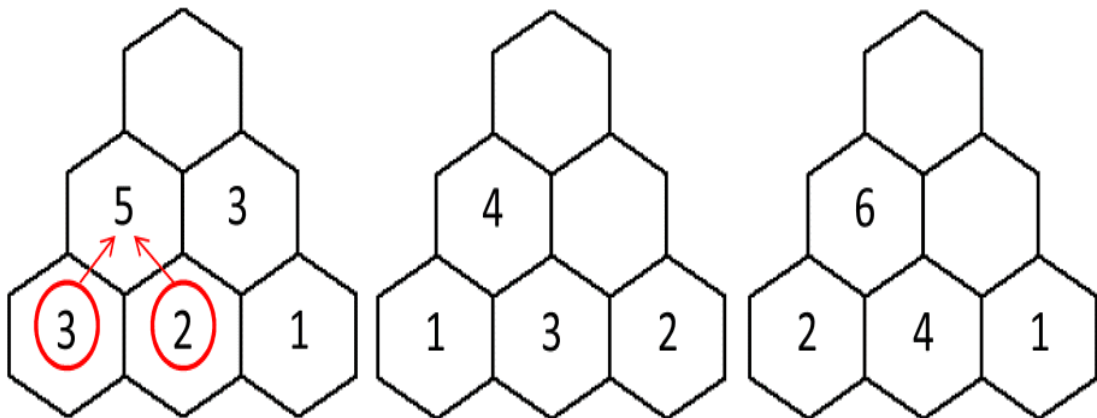
Text book : Part A Page no 66, Do this activity in scrapbook.



MATHEMATICS



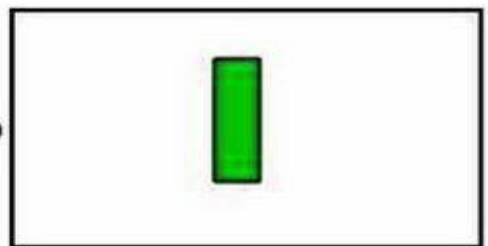



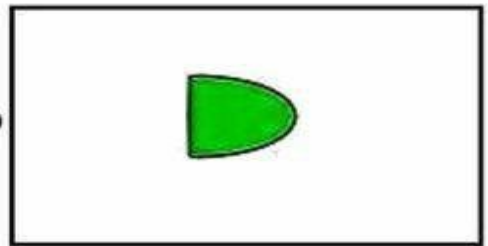


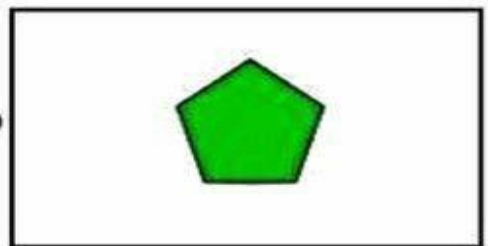

Each hexagon is made by adding up the numbers in the two hexagons below it. Fill in the missing numbers in these puzzles.



It's Summertime!



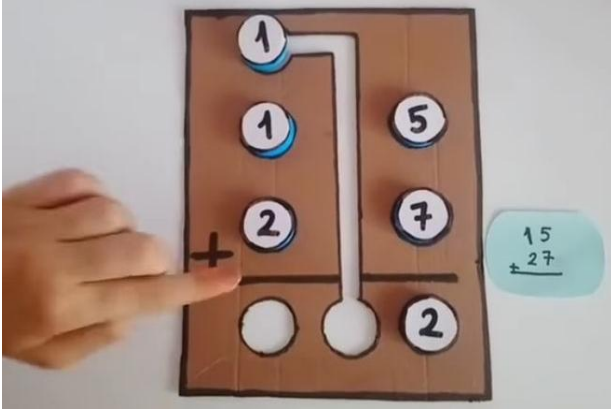
Match the missing part of the
shape given



PROJECTS



Addition with Re - Grouping (Roll Number 1- 16)



Make this project by using used cardboard and bottle caps also the reference link is given below.

<https://pin.it/Z6OIqmSfW>

विलोम शब्द परियोजना

आवश्यक सामग्री- चार्ट पेपर, स्केच पेंन, ग्लू

कौशल- संज्ञानात्मक विकास व सूक्ष्म मांसपेशियों का विकास



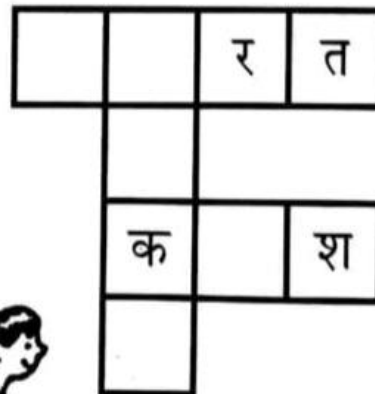


<https://pin.it/feRraLS00>

(रोल ना. (17 - 32) कार्य पूर्ण

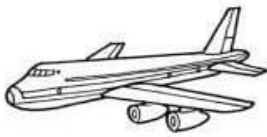


वर्ग पहेली को पूरा करें।





Complete the given word puzzle



PLANE



BOAT



HELICOPTER



BALLOON



MOTORCYCLE

A	S	F	W	P	L	A	N	E	M
G	O	B	P	A	S	D	C	V	O
B	O	A	T	F	D	N	M	B	T
A	R	L	B	E	U	I	O	K	O
H	E	L	I	C	O	P	T	E	R
E	D	O	C	M	O	T	R	L	C
R	C	O	Y	V	L	B	U	S	Y
Y	A	N	C	A	R	K	C	J	C
H	D	G	L	N	H	J	K	R	L
B	M	Y	E	W	Q	D	H	E	E




BICYCLE




CAR



VAN



BUS



TRUCK

RESEARCH QUEST:

Find out any one means of transport that is unique and resourceful in today's time.



Project: My Friend Robot

- Draw a robot in your computer (A.I) notebook that can help you at home .
- Give your robot a name.
- Write 2–3 lines about what your robot can do.
- Example:

“My robot helps me with homework. It also tells stories.



It's Summertime!



Project Title: AI Around Me

Instructions:

- Find 4–5 pictures of AI devices (e.g., Alexa, Smart TV, Robot Vacuum).
- Paste them in your computer (A.I) notebook.
- Write one sentence about each picture like - what it does.
- Example: “Alexa plays music when I ask her.”
- Decorate your work neatly and colorfully.

Link is blow to see what is A. I 

<https://youtu.be/ttIOdAdQaUE?feature=shared>



It's Summertime!



- **Make a Table Mat using decorative items so that you could enjoy lunch break in school by keeping your Lunchbox on a beautiful table cover/mat. DO NOT FORGET TO LABEL IT.**

Reference images are provided for help.



It's Summertime!



FATHERS DAY-15 JUNE

Here are some easy ways to pay Gratitude and show love to your Dad on his special day....

- *Plan evening party or dinner.
- * Help mom to cook his favourite food.
- * Prepare a card for him.



INTERNATIONAL YOGA DAY-21.05.25

Yoga helps to boost self esteem and body awareness.

Do yoga poses with your Grandparents and parents

on 21 June i.e. **INTERNATIONAL YOGA DAY.**

- * Click some beautiful pictures and share with your class teacher on the same day.




CREATIVE EXPLORATIONS..!!




Podcast with Grandparents

Create a special podcast by interviewing your grandparents about their childhood. Ask them questions like "What games did you play?" "What was the name of your school?" and "What memories do you cherish?" Record the conversation and share the video with your teacher.



Artificial Passport

Design a mock (fake) passport with your details. Include your name, picture, date of birth, nationality, and hobbies. You can add more fun details like your favourite book or future goals. Get creative and make it look like a real passport!



Pride of India

Let's celebrate our nation's achievers! Paste pictures of young Indian personalities who have recently brought fame and honour to our country through their remarkable accomplishments.

(DO IN SCRAPBOOK)

Thank
you!

